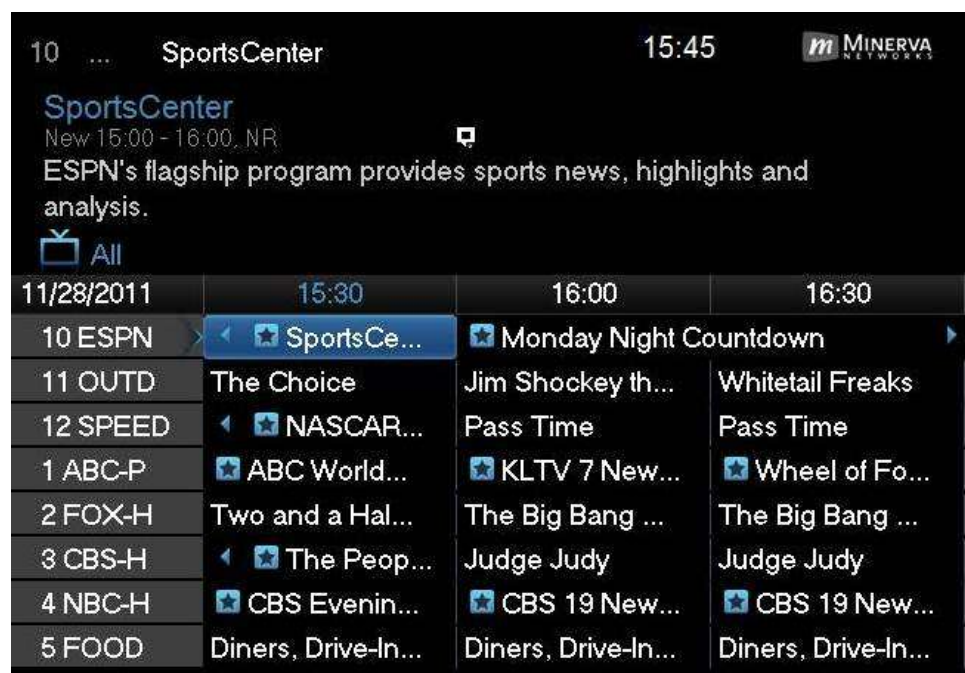


Guide









You can access the Guide two ways. Press the **Guide** button on your remote control. Continuing to press the **Guide** button will switch the **Guides** to **All**, **Subscribed**, **HD**, and any **Favorites** lists that you create. You can also access the **Guide** by pressing the **Menu** button on your remote control, navigating to the **Guide** icon, and pressing **OK**. Once you are in the **Guide**, the program you are currently watching remains in the upper-left corner of your screen.


Note: The name of the Guide appears on the left side of the Guide above the date. If you can only scroll through a limited number of channels, verify that your Guide is set to All or Subscribed.

Symbols Used On the Guide

You may see these symbols on the **Interactive Program Guide**:

-  New Episode – It is not a re-run.
-  Program in High Definition
-  Auto Tune Reminder - A reminder timer is set for this program.
-  Record- A DVR recording is set for this program.
-  Series-Record - A DVR recording is set for the series of this program.

 Series Record Episode Skipped - A DVR recording is set for the series, but this episode is skipped.

 Favorite Channel - The channel is included in your list of favorite channels.

 Blocked by Parental Controls - Parental Control is on.

 Alert Symbol

Navigate the Guide

- a) Tune to a channel on the **Guide** by entering the channel number using the remote.
- b) Use the arrow buttons on the remote to move the highlight through the **Guide**, channel by channel.
- c) Press the **Up** or **Down** arrows to move the highlight through the **Guide** to view what programs are currently showing on different channels.
- d) Press the **Left** or **Right** arrows to move the highlight through the **Guide** to view what programs will be showing on different channels in the future.
- e) Press the **Page Up/Page Down** buttons to move through the **Guide** page by page. You can view **Guide** date for programs up to 7 days into the future.
- f) Press **OK** to preview a highlighted show on the **Guide** in the upper-left corner of your TV screen. To tune to the channel, press **OK** again.
- g) Press **Edit** on the remote to leave the **Guide** or repeatedly press the **Guide** button on your remote to cycle through all of the available Guides <**All**, **Subscribed**, **HD**, and any **Favorites** lists> and it will disappear.